

How to promote your BSI certification with Accredia accreditation and UNI Marks

Guidelines for clients

Contents

Revision History 3

Related Documents 3

1 Overview 4

2 Definitions and abbreviations 4

3 Requirements for the use of the Accredia Accreditation Mark by users of accredited certification services 5

3.1 Which Mark to use 5

3.2 How to use the Mark 5

3.3 Colors, sizes and composition parameters of the Marks 7

3.3.1 Images of the Accredia Marks 7

3.3.2 Colors of the Accredia Marks 8

3.3.3 Composition of the Marks 8

3.3.4 Width of the Marks 9

3.4 Graphic Illustrations of the versions of the Marks 10

Appendix A: Requirements for the use of the UNI Mark by users of UNI PDR 125:2022 accredited certification services 11

Revision History

Rev No	Revision Date	Author	Approved by	Page No	Sec. No	Brief Description of Change
1	November 2021	Maria Teresa Schiraldi	Gian Luca Conti			First Issue
2	August 2022	Maria Teresa Schiraldi	Gian Luca Conti			UNI Mark reference and other accredited standards added
3	September 2024	Maria Teresa Schiraldi	Gian Luca Conti			Removed references to ISO 20121

Related Documents

Document Number	Title
GP045	How to promote your BSI certification
RG-09	REGULATION FOR THE USE OF THE ACCREDIA MARK
EA-3/01 M EA	EA Conditions for the use of Accreditation Symbols, Logos and other claims of accreditation and reference to the EA MLA Signatory status
IAF ML 2	General Principles on use of the IAF MLA Mark
UNI CEU EN ISO/IEC 17030:2009	CONFORMITY ASSESSMENT - GENERAL REQUIREMENTS FOR THIRD-PARTY MARKS OF CONFORMITY

1 Overview

This document shall be read in conjunction with **GP045 "How to promote your BSI certification"** and is intended for BSI clients certified to ISO 9001, ISO 14001, ISO 45001, ISO 27001 and UNI PDR 125:2022 under Accredia accreditation.

Appendix A applies only at UNI PDR 125:2022 clients.

The entire document contains important information to help BSI clients to use Accredia and UNI marks for their business.

For further information, please refer directly to **RG-09 "REGULATION FOR THE USE OF THE ACCREDIA MARK"**, available at the link <https://www.accredia.it/en/documents/>, or to **REGULATION FOR THE USE OF THE UNI MARK**, available at the link [UNI - ENTE ITALIANO DI NORMAZIONE - UNI - ENTE ITALIANO DI NORMAZIONE](#).

2 Definitions and abbreviations

In this document the following definitions and abbreviations are used:

Logo: The registered symbol of the Accreditation Body. Only the Accreditation Body may use its Logo on its documents. (ref. UNI CEI EN ISO/IEC 17011:2018)

Mark: The symbol issued by the Accreditation Body for use by accredited bodies as an indication of their accreditation status. It consists of the Logo which relates to the abbreviation of the scheme and the accreditation number. (ref. UNI CEI EN ISO/IEC 17011:2018)

Reference to accreditation: Declaration made by the accredited body on its documents regarding its accreditation status. It shall contain the identification of the AB, the abbreviated reference of the scheme and the accreditation number. (ref. EA-3/01)

Reference to the signatory status of the EA (MLA) multilateral agreement: Declaration or text used by an AB or by an accredited CAB as reference to the AB's signatory status of the EA MLA agreements of mutual recognition for a specific scope of accreditation. (ref. EA3/01)

Scope of accreditation: Specific conformity assessment activities for which the accreditation is requested or has been granted. (ref. General regulations for accreditation schemes).

Certificate/report/test report/declaration issued under accreditation: A certificate or report or a test report containing conformity assessment results covered by the CAB's accreditation scope and bearing the accreditation symbol or an equivalent reference to accreditation.

Accredited CAB: The term CAB is used for a body performing conformity assessment activities (e.g. Certification Body, Inspection Body, Testing Laboratory, Calibration Laboratory etc.)

Body: Certification, Inspection, Verification or Validation Body

Accreditation schemes: Currently BSI schemes accredited/under accreditation by Accredia are as follows:

SGQ (QMS)	Certification of quality management systems
SGA (EMS)	Certification of environmental management systems
SCR (OHSMS)	Certification of occupational health and safety management systems

SSI (ISMS)	Certification of information security management systems
UNI PDR 125:2022	Guidelines on gender equality management systems

Users of accredited certification services: The wording “users of accredited certification services” is taken to mean clients of bodies accredited by ACCREDIA; that is to say organizations possessing certification of management systems; those holding product certifications (empowered to issue certification Marks) and certified professional persons and organizations in possession of validation or verification declarations.

3 Requirements for the use of the Accredia Accreditation Mark by users of accredited certification services

3.1 Which Mark to use

The words “*users of accredited certification services*” are used to mean clients of BSI under ACCREDIA accreditation, meaning organizations possessing management systems certification.

BSI has the possibility of giving to their clients the option of using the ACCREDIA Mark, in accordance with Accredia RG-09 Regulation.

Use of the ACCREDIA Mark by such clients is permissible only in conjunction with BSI Mark, as illustrated in Figure 6: For use by BSI clients and in conformity with the rules which follow. The ACCREDIA Mark, which can be used by the clients of accredited Bodies is oval in shape and carries the name ACCREDIA along with the words “the Italian Accreditation Body” and in the centre there is an outline of the map of Italy.

It does not contain the references of the accreditation schemes and the registration numbers, or references to the MLA/MRA agreements.

As an alternative to the graphics given above (ACCREDIA Mark together with BSI Mark) it is permissible to place, immediately next to BSI Mark (either below, above or to the side), the words, in one or in both languages (English and local language).

CAB accredited by ACCREDIA

Note: There are 3 different types of Accredia Marks: users of accredited certification services are only allowed to use the one in the Figure 1: Accredia Accreditation Mark for use by clients of accredited certification

3.2 How to use the Mark

- On products either made or supplied by the certified client and also on the packaging or inside the accompanying information, neither the BSI nor ACCREDIA Marks (either in separate or combined form), shall be placed.
- It is permissible to use a declaration such as “Organization with certified management system” (e.g. quality, the environment) with the name of BSI and the applicable standard. Such declaration

may be added to other information required by BSI on the basis of the requirements of the applicable accreditation standard.

- Use of the ACCREDIA Mark, together with that of BSI, is permitted on headed paper and documents in general (apart from any technical documentation concerning products) and on goods and instruments used for processes which come within the area of the certified management system (such as commercial vehicles, buildings, including work clothes and similar), excluding objects/products of specific certification, especially if mandatory or regulated (machines, equipment, protective clothing and equipment etc.).
- For use on goods and resource instruments, the use of the two Marks together shall be completed with the addition of such words as "Organization with certified management system" (e.g. quality, the environment), the name of BSI and the applicable standards.
- This requirement also applies in the case of the use of the inscription "*CAB accredited by ACCREDIA*" alone.
- ACCREDIA Mark combined with BSI Mark, must never be placed on staff business cards (for possible use by clients of accredited bodies)
- It is not permitted to use ACCREDIA's or BSI's Mark either separately or, in particular, jointly, in any type of technical document which may, in one way or another, refer to or bring to mind the product when the organization possesses a certified management system, (for example a conformity declaration for the purpose of the CE marking, testing certificates etc).
- If accreditation is withdrawn or revoked, BSI undertakes to inform users of accredited certification services in good time. Following this communication the holders of certification shall cease, immediately and definitively, to refer to the ACCREDIA Mark and BSI mark, wherever their use was permitted in all forms and places allowed by RG-09 Accredia Regulation (products, packing and packaging, real estate and other goods, headed paper, technical and commercial documentation, publicity material etc.).
- The ACCREDIA Logo, as well as those of IAF and ILAC are protected by law and thus illegal or fraudulent use of them by accredited bodies and/or by their clients will, where applicable, lead to prosecution under the law.
- ACCREDIA reserves the right, in all cases, to publish on its website any abuses or improper uses of Marks and Logos.

3.3 Colors, sizes and composition parameters of the Marks

3.3.1 Images of the Accredia Marks

<p>ACCREDITATION MARK</p> <p>FOR USE BY CLIENTS OF ACCREDITED CERTIFICATION, INSPECTION, VERIFICATION & VALIDATION BODIES</p>	
<p>Version in two colors (ACCREDIA blue and ACCREDIA grey)</p>	
<p>Monochromatic version (black and white)</p>	

Figure 1: Accredia Accreditation Mark for use by clients of accredited certification

3.3.2 Colors of the Accredia Marks



COLOR CODES	
 <p>BLU ACCREDIA</p>	 <p>GRIGIO ACCREDIA</p>
<p>PANTONE 548</p> <p>CMYK: C.90% - M.5% - Y.0% - K.80%</p> <p>RGB: R.0 - G.55 - B.81</p> <p>HTML: #003851</p>	<p>PANTONE 429</p> <p>CMYK: C.20% - M.10% - Y.10% - K.20%</p> <p>RGB: R.179 - G.188 - B.192</p> <p>HTML: #b3bcc0</p> <p>Nota: <i>in the version of the Mark in black and white Italy must be 30% colored black.</i></p>

Figure 2: Color Codes

3.3.3 Composition of the Marks

FONTS FOR COMPOSING TEXTS FOR GRAPHIC DOCUMENTS DUE FOR TYPOGRAPHIC PRINTING	
ITC STONE SANS STD	
<p>Medium</p> <p>ABCDEFGHIJKLMNOPQRSTUVWXYZ abcdefghijklmnopqrstuvwxyz 1234567890</p>	<p><i>Medium Italic</i></p> <p>ABCDEFGHIJKLMNOPQRSTUVWXYZ abcdefghijklmnopqrstuvwxyz 1234567890</p>
<p>Semibold</p> <p>ABCDEFGHIJKLMNOPQRSTUVWXYZ abcdefghijklmnopqrstuvwxyz 1234567890</p>	<p><i>Semibold Italic</i></p> <p>ABCDEFGHIJKLMNOPQRSTUVWXYZ abcdefghijklmnopqrstuvwxyz 1234567890</p>
<p>Bold</p> <p>ABCDEFGHIJKLMNOPQRSTUVWXYZ abcdefghijklmnopqrstuvwxyz 1234567890</p>	<p><i>Bold Italic</i></p> <p>ABCDEFGHIJKLMNOPQRSTUVWXYZ abcdefghijklmnopqrstuvwxyz 1234567890</p>

Figure 3: Fonts for composing text for graphic documents due for typographic printing

FONT PER COMPOSIZIONE TESTO PER DOCUMENTI DIGITALI CONDIVISIBILI (MS Word, MS PowerPoint ecc.)	
VERDANA Regular ABCDEFGHIJKLMNOPQRSTUVWXYZ Abcdefghijklmnopqrstuvwxyz 1234567890	<i>Regular Italic</i> <i>ABCDEFGHIJKLMNOPQRSTUVWXYZ</i> <i>abcdefghijklmnopqrstuvwxyz</i> <i>1234567890</i>
Bold ABCDEFGHIJKLMNOPQRSTUVWXYZ Abcdefghijklmnopqrstuvwxyz 1234567890	<i>Bold Italic</i> <i>ABCDEFGHIJKLMNOPQRSTUVWXYZ</i> <i>abcdefghijklmnopqrstuvwxyz</i> <i>1234567890</i>

Figure 4: Text composition fonts for shareable digital documents

3.3.4 Width of the Marks




Figure 5: Minimum widths permitted of the Accredia Mark

3.4 Graphic Illustrations of the versions of the Marks



Figure 6: For use by BSI clients

Appendix A: Requirements for the use of the UNI Mark by users of UNI PDR 125:2022 accredited certification services

Use of UNI Mark by organizations possessing UNI PDR 125: 2022 management systems certification is permissible only in conjunction with BSI Mark and in conformity with the rules already required for ACCREDIA mark (see [paragraph 3.2](#) above).

The dimensions of UNI mark must not exceed those of BSI mark.

UNI MARK FOR USE BY CLIENTS OF ACCREDITED UNI PDR 125:2022 CERTIFICATION	
Monochromatic version in blue	
Monochromatic version in black	

Figure 7: UNI Mark for use by clients of UNI PDR 125_2022 accredited certification